

*Nomad*

SERVICE BULLETIN

SUBJECT: RATING OF AC SYNCHRO FUSE FOR ADF 1 (CUSTOMER OPTION G74)
CHANGED FROM 0.5 AMP TO 1.0 AMP (MODIFICATION N286)

1. Planning Information

A. Effectivity

(1) Aircraft Affected

All Nomad N22-series and N24-series aircraft fitted with Customer Option G74 and which do not already embody Mod N286.

Pre-certification implementation of the intent of this service bulletin is recorded in the airframe log book as Mod N286.

(2) Spares Affected

None.

B. Reason

ADF 1 synchro fuse was underrated.

C. Description

The 0.5-amp fuse fitted in the ADF 1 position in the AC distribution box is changed to a 1.0-amp fuse. A spare 1.0-amp fuse is fitted to the distribution box cover.

D. Compliance

At next scheduled servicing after receipt of this service bulletin.

E. Approval

The modification detailed herein has been approved pursuant to Air Navigation Regulation 40 and conforms with the type certification requirements.

F. Manpower

One manhour.

G. Material - Price and Availability

Refer Para 3.A.

H. Tooling - Price and Availability

None required.

J. Weight and Balance

No effect.

K. References

None.

L. Publications Affected

Illustrated Parts Catalogue
Wiring Diagram Manual

2. Accomplishment Instructions

CAUTION: ENSURE ALL ELECTRICAL POWER IS DISCONNECTED.

- A. Remove and discard the 0.5-amp fuse fitted in the ADF 1 SYNCHROS position on the AC distribution box (Ref Figure 1) and replace with a 1.0-amp fuse P/N F02A250-1A.
- B. Remove and retain the spare 0.5-amp fuse P/N F02A250-1/2A from the bottom RH corner of the AC distribution box cover (Ref Figure 1, Detail C) and replace with a 1.0-amp fuse P/N F02A250-1A.
- C. Remove the word ALL from the stencilled annotation ALL FUSES 1/2 AMP at the top of the AC distribution box cover.
- D. Stencil a demarcation line and the words FUSE 1 AMP on the distribution box cover as shown in Figure 1, Detail C.
- E. Alter the part number of the distribution box cover from 1B/N-81-269 to 1A/N-81-431.

3. Materials Information

A. Parts Required per Aircraft:

The operator is required to provide the following items from stock or local sources:

<u>Item P/N</u>	<u>Title</u>	<u>Qty</u>
F02A250-1A	Fuse, 1.0-amp	2
-	Black stencil paint	As required

B. Parts Modified and Re-identified by the Operator

<u>Title</u>	<u>Qty</u>	<u>Original P/N</u>	<u>New P/N</u>
Cover, AC distribution box	1	1B/N-81-269	1A/N-81-431

C. Part Required to Modify Spares

None.

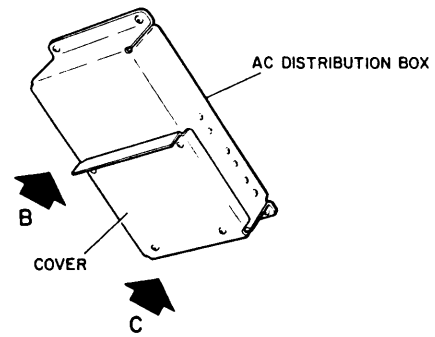
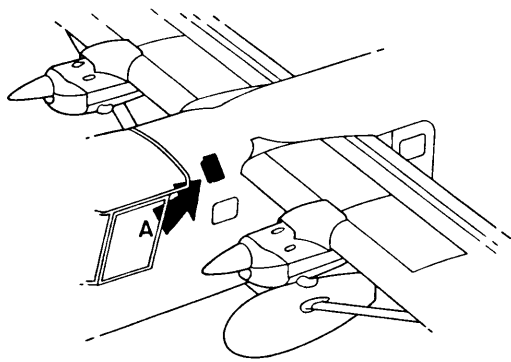
D. Removed Parts

<u>Item P/N</u>	<u>Title</u>	<u>Qty</u>	<u>Recommended Disposition</u>
F02A250-1/2A	Fuse, 0.5-amp	1	Scrap
F02A250-1/2A	Fuse, 0.5-amp	1	Return to stores

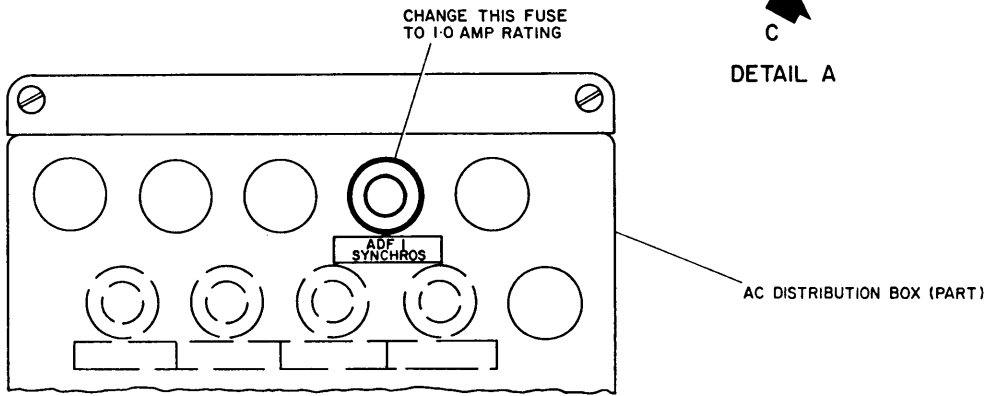
E. Special Tools and Equipment Required

None.

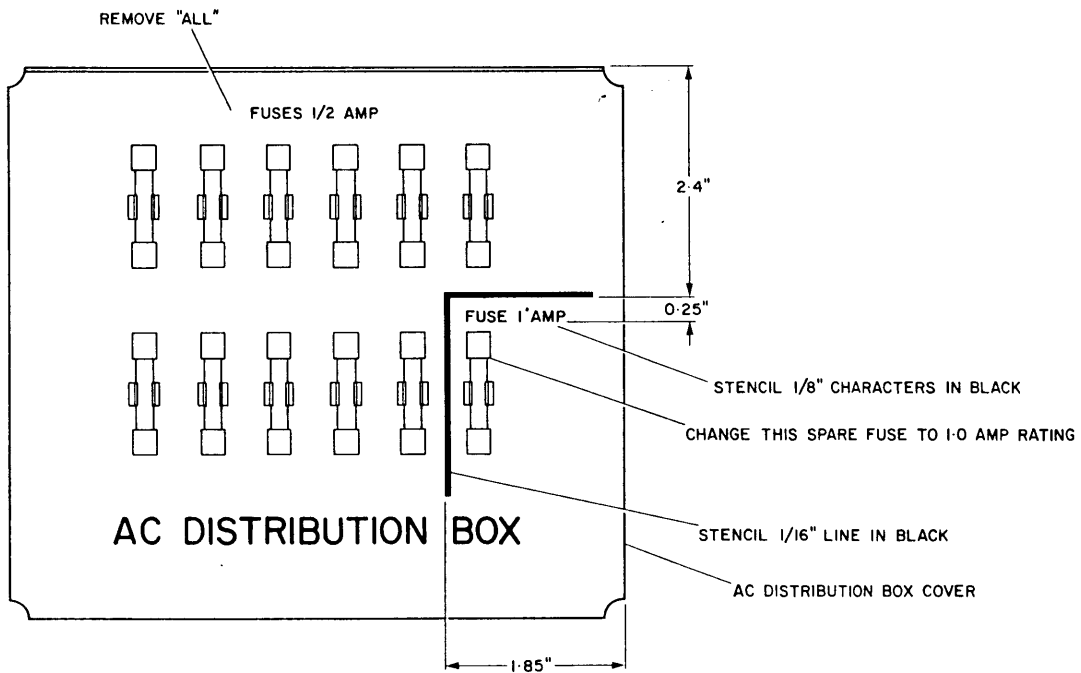
4. Record compliance with Service Bulletin NMD-34-2 in the airframe log book.



DETAIL A



DETAIL B



DETAIL C

Rework on AC Distribution Box
Figure 1